


HYBRID ROTATION & TRUE LOW AIR LOSS



K-Z oem EZ-Turn™

K-Zoem EZ-TURN™ Hybrid Rotation & Low Air Loss System PATENT-PENDING

The Most Effective Means Of True Lateral Rotation Therapy With Continuous True Low Air Loss Relief.

The most advanced means of TRUE LATERAL ROTATION therapy (achieved by HYBRID rotation using PATENT-PENDING technology) along with continuous TRUE LOW AIR LOSS relief system available in the market today. Also available in split air cushion mattress. It is the only system available with an optional auto upright (fowler) sensor. WEIGHT CAPACITY UP TO 1,000 LBS.

Control Unit (K-Zoem)

- Plug and play auto-sensing control unit, operates in any country without changes. Has a high airflow blower, 45 ± 5 CFM (1275 liters per minute).
- State of the art micro-controller technology. Software flexibility allows customer changes (custom pressures, times, angles, and functions).
- User-friendly control panel with dome keys and 7 segment LED display for simple user interface, displays current mode, various times, angles, and patient comfort pressure level from Soft 1 to Firm 10 (8 ± 6 to 32 ± 8 mmHg).
- **Optional Auto Upright Sensor (K-150)** automatically detects patient's fowler position & inflates the mattress to 20% higher pressure, to eliminate patient bottoming. If in rotation mode the sensor will turn off the rotation and bring patient back to a level position.
- Easy to use dome keys to select various mode functions, rotation mode, rotation times, rotation angles, and are also used to adjust patient comfort pressure levels from Soft 6 ± 3 mmHg to Firm 32 ± 4 mmHg.
- Max Flow mode with 15 minute timer for rapid inflation of the mattress, inflates in 15 ~ 50 seconds depending on the size of the mattress.
- Provides effective rotation therapy with true air loss relief, or just true low air loss relief.
- Lock out key completely locks the control panel, to eliminate tampering of the patient settings, including power switch.
- Audiovisual alarms in the event of power outage or low pressures (hose disconnect). Alarm silence key to mute alarm. Internal memory always retains current settings during power outage, will resume desired operation upon power restoration.
- Control unit is quiet, compact and lightweight.



Support Surface (K-ZoemM), HYBRID ROTATION WITH PATENT PENDING TECHNOLOGY

- Therapeutic support surface is 12" high (inflated) with superior quality urethane coated nylon air cells, and provides continuous and effective low air loss relief during the entire rotation or non-rotation cycle. Patent-pending hybrid mattress design provides effective rotation angles up to 40° ± 5°.
- Constant air pressure side bolsters help contain the patient on the mattress during rotation cycles. Side air bolsters can be deflated for easy patient access into and out of the mattress, and also for easy patient procedures. **Optional** side foam bolsters are available to replace side air bolsters.
- Low friction and low shear force producing, urethane coated breathable nylon, zippered top sheet, which is liquid proof and highly vapor permeable.
- 2" convoluted safety foam base or 2" optional air pad base to provide additional support to the patient in the event of power failure.
- The air cells are connected to the manifold using quick connectors and fastened to the base. The top sheet is zippered to the base.
- Single rugged, quick disconnect gang connector assembly for rapid attach and CPR deflate functions. Mattress has 80~90 holes in the air cells.
- Complete support surface is made of superior quality materials and is modular in construction. All of the components such as manifold, hose assembly, air cushions, top sheet, side bolsters, rotation bladders, foam base, and mattress base are interchangeable, and can be easily cleaned or detached for laundry.
- Lightweight support surface can be rolled up easily and has two handles or two shoulder straps, which can be used to carry by hand or over the shoulder.

SAC™ Support Air Cushion (K-140ZT)

- SAC™ (optional) foot support air cushion can be used to support patient's feet and to provide zero interface pressures in the heel area.

K-ZoemMS TECHNICAL DATA

	CONTROL UNIT K-Zoem	SUPPORT SURFACE K-ZoemM
Input Voltage	88 ~ 132 / 176 ~ 264 VAC, 47 ~ 64 Hz, 2 A, AUTO-SENSING.	10" (25) cm high mattress replacement.
Power Cord	14' (427cm) long hospital grade detachable.	36"/39"/42"/48"/54"/60" (91/99/106/122/137/152) cm wide mattresses.
Fuse Protection	5 Amp fast acting dual fuses.	76"/80"/84" (193/203/213) cm long mattresses.
Cycle Time	Rotation (10, 20, 30, 60 Minutes) or any custom times.	Rotation Angles (¼, ½, ¾, Full up to 40° ± 5°).
Dimensions (LWH) / Weight	13.5" x 11" x 5.5" (34cm x 28cm x 14cm) / 14 lbs. (6 Kg.).	Standard Size: 80" x 36" x 10" mattress replacement, / 23 lbs. (10.5 Kg.). Custom sizes available. PATENT-PENDING.
Weight Capacity	Pediatric to Bariatric patients. Auto pressure sensing, 1000 lbs. (455 kg.).	Standard 360 lbs. (160 Kg.), Bariatric 361 lbs. (161 Kg.) to 1000 lbs. (455 Kg.).
Safety Agency Approvals	 ETL LISTED CONFORMS TO UL STD 2601-1 CERTIFIED TO CAN/CSA STD C22.2 NO. 601.1 To standard for safety of Medical Electrical equipment. An FDA Registered Company, Product Is FDA Listed.	Conforms To: UL STD 2601-1 with respect to Electrical Shock, Fire and Mechanical Hazards. Certified To: CAN/CSA STD C22.2 No. 601.1 CE Mark:  MADE IN USA
Warranty	One year limited, parts & labor.	One year limited, parts & labor.

Call or visit our website for interface pressure map.

