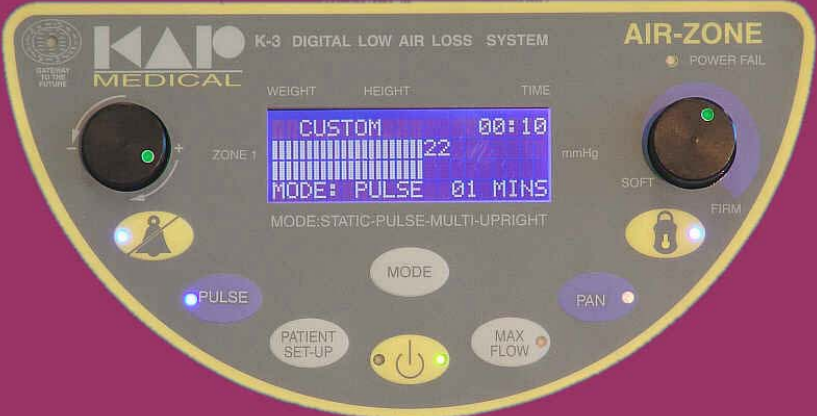


DIGITAL TRUE LOW AIR LOSS SYSTEM



KAI MEDICAL

K-3 AIRE-ZONE™

K-3 AIRE-ZONE™ Digital True Low Air Loss System

The Most Effective & Multi Zoned Pulse Therapy With Continuous True Low Air Loss Relief.

The most advanced and effective means of multi zoned (5 DIFFERENT PRESSURE ZONES) Pulse therapy with continuous TRUE LOW AIR LOSS relief digital display system available in the market today. The only system available where a caregiver can set the desired pulse therapy or multiple therapy times. Has **BEDPAN** feature, in which mattress center section can be deflated to assist in bedpan procedures. The only system to have an auto upright (fowler) sensor. **WEIGHT CAPACITY UP TO 1,000 LBS.**

Control Unit (K-3)

- Plug and play auto-sensing control unit, operates in any country without changes. Has a high airflow blower, 45 ± 5 CFM (1275 liters per minute).
- State of the art micro-controller technology, constantly monitors mattress pressures, automatically sets pressures when patient weight and height are entered. Software flexibility allows customer changes (custom pressures, times, and functions).
- User-friendly 4x20 bright blue digital LCD panel with backlight for simple user interface, displays current mode, various times, weight and height, patient comfort pressure level bar graph, Zone 1 actual mattress pressure in mmHg, and various other functions.
- **Auto Upright Sensor (K-150)** automatically detects patient's fowler position & inflates the mattress to 20% higher pressure, to eliminate patient bottoming.
- Easy to use knobs to select various mode functions, patient parameters, custom A/P time 1 ~ 99 minutes, and are also used to adjust patient comfort pressure levels from Soft 6 ± 3 mmHg to Firm 32 ± 4 mmHg.
- Max Flow mode with 15 minute timer for rapid inflation of the mattress, inflates in 15 ~ 50 seconds depending on the size of the mattress.
- Provides effective static, pulse or multi (combination of both) therapies along with continuous low air loss relief. In static or pulse mode, desired patient comfort pressures in the mattress can be set.
- Lock out key completely locks the control panel, to eliminate tampering of the patient settings, including power switch.
- Audiovisual alarms in the event of power outage or low pressures (hose disconnect). Alarm silence key to mute alarm. Internal memory always retains current settings during power outage, will resume desired operation upon power return.
- Control unit is reliable, quiet, compact and lightweight. Customer name and phone number can be displayed on the LCD screen (optional).



Support Surface (K-3M)

- Therapeutic support surface consists of superior quality, urethane coated nylon air cushions (16 cell overlay or 16/20 cell mattress) to provide effective pulse therapy with true low air loss relief. Mattress pad overlays or mattress cell overlays are 5" or 7" high, and mattress replacements are 8" or 10" high. Center section deflates for bedpan procedure. **Mattress has five different pressure zones.**
- **OPTIONAL** constant air pressure side bolsters / foam bolsters help contain the patient on the mattress. Air bolsters can be deflated for easy patient access into and out of the mattress, and also for easy patient procedures.
- Low friction and low shear force producing, urethane coated breathable nylon, zippered top sheet, which is liquid proof and highly vapor permeable.
- 2" convoluted safety foam base or 2" optional air pad base (8" & 10" mattress) to provide additional support to the patient in the event of power failure.
- The air cells are connected to the manifold using quick connectors and fastened to the base. The top sheet is zippered to the base.
- Single rugged, hose assembly with magnetic connector, for rapid attach and CPR deflate functions. Mattress has 60-80 holes in the air cells.
- Complete support surface is made of superior quality materials and is modular in construction. All of the components such as manifold, tubing assembly, air cushions, top sheet, and foam base are interchangeable, and can be easily cleaned or detached for laundry.
- Lightweight support surface can be rolled up easily and has two handles or two shoulder straps, which can be used to carry by hand or over the shoulder.

SAC™ Support Air Cushion (K-140)

- SAC™ (optional) foot support air cushion can be used to support patient's feet and to provide zero interface pressures in the heel area.

K-3MS TECHNICAL DATA

	CONTROL UNIT K-3	SUPPORT SURFACE K-3M / K-3ocell
Input Voltage	88 ~ 132 / 176 ~ 264 VAC, 47 ~ 64 Hz, 2 A, AUTO-SENSING	5" / 7" (12.7 / 17.8) cm high mattress overlay, Five pressures zones
Power Cord	14' (427cm) long hospital grade detachable.	8" / 10" (20.5 / 25) cm high mattress replacement. 5 pressure zones.
Fuse Protection	5 Amp fast acting dual fuses.	36"/39"/42"/48"/54"/60"/76" (91/99/106/122/137/152/193) cm wide.
Pulse Time	Variable (1 to 99 Minutes).	76"/80"/84" (193/203/213) cm long mattresses
Dimensions (LWH) / Weight	12" x 11" x 5.5" (30cm x 28cm x 14cm) / 14 lbs. (6 Kg.).	Standard Size: 80" x 36" x 5" (Overlay Mattress), 80"x36"x10" (Mattress Replacement), / 23 lbs. (10.5Kg.). Custom sizes available.
Weight Capacity	Pediatric to Bariatric Patients, Auto Pressure Sensing, 1000 lbs. (455 kg.).	Standard 360 lbs. (160 Kg.), Bariatric 361 lbs. (161 Kg.) to 1000 lbs. (455 Kg.).
Safety Agency Approvals	 <p>ETL LISTED CONFORMS TO UL STD 2601-1 CERTIFIED TO CAN/CSA STD C22.2 NO. 601.1</p> <p>To standard for safety of Medical Electrical equipment. An FDA Registered Company, Product Is FDA Listed.</p>	<p>Conforms To: UL STD 2601-1 with respect to Electrical Shock, Fire and Mechanical Hazards.</p> <p>Certified To: CAN/CSA STD C22.2 No. 601.1</p> <p>CE Mark:  MADE IN USA</p>
Warranty	One year limited, parts and labor.	One year limited, parts and labor.

Call or visit our website for interface pressure map.



1395 Pico Street, Corona, California 92881 • USA

☎ 1-866-KAP-MED 1 (866 527 6331) • 951-340-4360 • www.kapmedical.com • sales@kapmedical.com • P/N: 400234, Rev: New